

XLR SERIES CONNECTORS

Specifications:

- Current rating per contact: 3C = 16A, 4C = 10A, 5C = 7.5A, 6C = 7.5A, 7C = 5A
- Maximum wire gauge: 3C = 14AWG, 4C = 16AWG, 5C, 6C, & 7C = 18AWG
- Contact resistance: $\leq 3m\Omega$

X Series Straight Cable Connectors

- Screwless assembly
- Die-cast shell
- Compact design
- Chuck type strain relief

MOUSER STOCK NO.	Fig.	No. of Cont.	Gender	Housing	Contacts	Price Each		
						1	10	25
568-NC3MX	A	3	Male	Satin nickel	Silver	2.98	2.71	2.46
568-NC4MX	A	4	Male	Satin nickel	Silver	4.58	4.16	3.92
568-NC5MX	A	5	Male	Satin nickel	Silver	5.52	5.02	4.74
568-NC6MX	A	6	Male	Satin nickel	Silver	4.90	4.57	4.30
568-NC7MX	A	7	Male	Satin nickel	Silver	6.08	5.53	5.21
568-NC3FX	B	3	Female	Satin nickel	Silver	2.86	2.76	2.53
568-NC4FX	B	4	Female	Satin nickel	Silver	5.59	5.08	4.78
568-NC5FX	B	5	Female	Satin nickel	Silver	6.48	5.89	5.54
568-NC6FX	B	6	Female	Satin nickel	Silver	7.45	6.77	6.37
568-NC7FX	B	7	Female	Satin nickel	Silver	8.18	7.44	7.00
568-NC3FX-S	C	3	Female	Satin nickel	Silver	10.04	9.13	8.59
568-NC3MX-B	A	3	Male	Black chrome	Gold	4.03	3.66	3.33
568-NC4MX-B	A	4	Male	Black chrome	Gold	5.62	5.11	4.81
568-NC5MX-B	A	5	Male	Black chrome	Gold	6.55	5.95	5.60
568-NC3FX-B	B	3	Female	Black chrome	Gold	4.68	4.25	4.00
568-NC4FX-B	B	4	Female	Black chrome	Gold	7.16	6.51	6.13
568-NC5FX-B	B	5	Female	Black chrome	Gold	6.48	5.89	5.54

RC Series Right Angle Cable Connectors

- 7 x 45° indexing
 - Chuck type cable clamp
- For quantities greater than listed, call for quote.

MOUSER STOCK NO.	Fig.	No. of Cont.	Gender	Housing	Contacts	Price Each		
						1	10	25
568-NC3MRC	D	3	Male	Satin nickel	Silver	8.23	7.48	7.05
568-NC4MRC	D	4	Male	Satin nickel	Silver	9.35	8.50	8.00
568-NC3FRC	E	3	Female	Satin nickel	Silver	9.86	8.96	8.43
568-NC4FRC	E	4	Female	Satin nickel	Silver	11.13	10.12	9.52
568-NC3MRC-B	D	3	Male	Black chrome	Gold	9.45	8.59	8.08
568-NC4MRC-B	D	4	Male	Black chrome	Gold	10.60	9.64	9.07
568-NC3FRC-B	E	3	Female	Black chrome	Gold	10.31	9.37	8.82
568-NC4FRC-B	E	4	Female	Black chrome	Gold	12.02	10.93	10.29

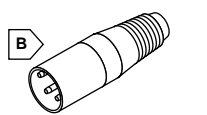

EasyCon® XLR SERIES STRAIGHT CABLE CONNECTORS

Specifications:

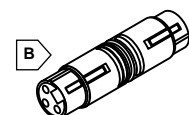
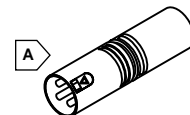
- Current rating per contact: 6A
- Contact: Female: CuSn6/Male: CuZn36Pb1.5
- Maximum wire gauge: 22-26 AWG
- Cable OD range: 5.5 - 7.0 mm
- Contact Plating: Au

Features:

- Available in solder or IDC termination
- 3 piece construction reduces assembly time
- No set screw assembly
- Self adjusting cam lock cable clamp



ADAPTERS FOR PROFESSIONAL AUDIO



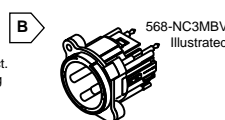
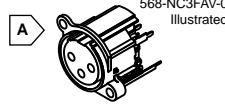
XLR RECEPTACLES A-SERIES/B-SERIES

Specifications:

- Current rating per contact: 6A
- Rated voltage: 250VAC
- Contact resistance: female < 5m Ω , male: < 3m Ω

Features:

- Same dimensions for male and female
- Hard gold plated contacts



"A" Series: one piece high impact plastic shell. Internal shell and chassis contact.
"B" Series: metal shell with plastic insert. Shell of F-version connected to mating shell with grounding contacts.

XLR SERIES RECEPTACLES

Specifications:

- Current rating per contact: 3C = 16A, 4C = 10A, 5C = 7.5A, 6C = 7.5A
- Maximum wire gauge: 3C = 14AWG, 4C = 16AWG, 5C & 6C = 18AWG
- Contact resistance: $\leq 3m\Omega$
- Rated voltage: 250VAC

P Series Flanged Panel Receptacles

- Smallest available
- For quantities greater than listed, call for quote.

MOUSER STOCK NO.	Fig.	No. of Cont.	Gender	Housing	Contacts	Price Each		
						1	10	25
568-NC3MP	F	3	Male	Satin nickel	Silver	3.21	2.92	2.65
568-NC4MP	F	4	Male	Satin nickel	Silver	4.07	3.70	3.49
568-NC5MP	F	5	Male	Satin nickel	Silver	6.92	6.29	5.93
568-NC6MP	F	6	Male	Satin nickel	Silver	8.04	7.31	6.88
568-NC3FP-1	G	3	Female	Satin nickel	Silver	3.49	3.17	2.88
568-NC4FP-1	G	4	Female	Satin nickel	Silver	6.73	6.12	5.76
568-NC5FP-1	G	5	Female	Satin nickel	Silver	9.50	8.64	8.13
568-NC6FP-1	G	6	Female	Satin nickel	Silver	12.56	11.42	10.75
568-NC3MP-B	F	3	Male	Black chrome	Gold	4.51	4.10	3.86
568-NC4MP-B	F	4	Male	Black chrome	Gold	5.50	5.00	4.71
568-NC5MP-B	F	5	Male	Black chrome	Gold	8.02	7.29	6.86
568-NC3FP-1-B	G	3	Female	Black chrome	Gold	4.94	4.49	4.08
568-NC4FP-1-B	G	4	Female	Black chrome	Gold	7.74	7.04	6.62
568-NC5FP-1-B	G	5	Female	Black chrome	Gold	11.17	10.15	9.55

DL-1 Series Flanged Panel Receptacles

- Unified metal shell for male and female
- RF-protected
- Solder cups
- No. of contacts: 3

568-NC3MD-L-1	H	3	Male	Satin nickel	Silver	3.20	2.91	2.74
568-NC3FD-L-1	I	3	Female	Satin nickel	Silver	3.52	3.20	2.91
568-NC3MD-L-1-B	H	3	Male	Black chrome	Gold	3.76	3.42	3.22
568-NC3FD-L-1-B	I	3	Female	Black chrome	Gold	3.85	3.51	3.28
568-103F	--			Single NC3FD-L-1 female wall plate receptacle		9.72	8.84	8.32

D Series Rectangular Flanged Panel Receptacles

- Inset and shell design
- RF-protected
- PCB
- No. of contacts: 3

MOUSER STOCK NO.	Fig.	Mount	Gender	Housing	Contacts	Price Each		
						1	10	25
568-NC3MD-V	J	Vert.	Male	Satin nickel	Silver	3.87	3.52	3.31
568-NC3MD-H	J	Horiz.	Male	Satin nickel	Silver	3.87	3.52	3.31
568-NC3FD-V	K	Vert.	Female	Satin nickel	Silver	4.03	3.66	3.33
568-NC3FD-H	K	Horiz.	Female	Satin nickel	Silver	4.03	3.66	3.33

MOUSER STOCK NO.	Fig.	No. of Cont.	Gender	Housing	Termination	Price Each		
						1	10	25
568-NC3FEZY-B	A	3	Female	Black chrome	IDC	3.66	2.93	2.84
568-NC3FEZY-AU	A	3	Female	Satin Nickel	IDC	3.42	2.77	2.69
568-NC3FEZ-B	A	3	Female	Black chrome	Solder	3.66	2.93	2.84
568-NC3FEZ-AU	A	3	Female	Satin Nickel	Solder	3.55	2.84	2.75
568-NC3MEZY-B	B	3	Male	Black chrome	IDC	2.59	2.06	2.00
568-NC3MEZY-AU	B	3	Male	Satin Nickel	IDC	3.35	2.67	2.58
568-NC3MEZ-B	B	3	Male	Black chrome	Solder	2.59	2.06	2.00
568-NC3MEZ-AU	B	3	Male	Satin Nickel	Solder	2.74	2.20	2.13

For quantities greater than listed, call for quote.

MOUSER STOCK NO.	Fig.	Description	Price Each		
			1	10	25
568-NA3MM/W	A	XLR male to XLR male, pre-wired	9.99	9.08	8.54
568-NA3FF/W	B	XLR female to XLR female, pre-wired	12.23	11.12	10.46

* No chassis ground

** Pin 1 directly connected to chassis and shell ground

For quantities greater than listed, call for quote.

MOUSER STOCK NO.	Fig.	No. of Cont.	Gender	Series	Mount	Price Each		
						1	10	25
568-NC3FAH-O	A	3	Female	"A" *	Horiz.	1.11	1.01	.95
568-NC3FAV-O	A	3	Female	"A" **	Vert.	1.11	1.01	.95
568-NC3FBH-1	A	3	Female	"B" **	Horiz.	3.38	3.07	2.89
568-NC3FBV-1	A	3	Female	"B" **	Vert.	3.38	3.07	2.89
568-NC3MAH	B	3	Male	"A"	Horiz.	1.75	1.59	1.50
568-NC3MAV	B	3	Male	"A"	Vert.	1.75	1.59	1.50
568-NC3MAH-O	B	3	Male	"A" *	Horiz.	1.75	1.59	1.50
568-NC3MAV-O	B	3	Male	"A" *	Vert.	1.75	1.59	1.50
568-NC3MBH	B	3	Male	"B"	Horiz.	2.97	2.70	2.54
568-NC3MBV	B	3	Male	"B"	Vert.	2.97	2.70	2.54